



Developing Your Study Skills

1 COMPLETE THE ASSIGNED READINGS BEFORE CLASS

A lot of times your teacher will build his/her lecture off of the readings.

By completing the reading before you go to class, you will pick up important key terms and concepts and will have a better understanding of the topics when they are discussed in class.

2 FIND OUT EXACTLY WHAT THE TEST WILL COVER

Ask your instructor questions like:

- What material will the test cover?
- Which topics are most important?
- Will there be a test review?

3 FIND A GOOD PLACE TO STUDY

Assign yourself a specific place to study and set a regular time to study each day.

Make sure that your study place is comfortable and free from distractions.

4 CREATE YOUR OWN STUDY GUIDES

After each class and after you read each chapter in your textbook, write down three to five questions (per chapter) that you think your teacher may ask on the exam.

By the time your test rolls around, you will have a great study tool for preparing for your test.

Helpful Study Tips



5 GO TO CLASS AND TAKE GOOD NOTES

There is no substitute for being present in lecture and taking your own set of notes.

Most exams will focus on lecture material.

Therefore, a complete set of useable lecture notes is your most important study tool.

6 CREATE FLASH CARDS

Flash cards are easy to make. On one side write a key term or a question, and on the other side write the definition or the answer. Flash cards are a helpful tool that will allow you to quiz yourself as you prepare for your tests.

7 STUDY WITH OTHER STUDENTS

Find a study partner the first week of class and make it part of your weekly routine.

8 ACCESS ONLINE RESOURCES FOR YOUR CLASS

Usually these resources have study guides, review questions, flash cards, and concept maps already developed for you. Take advantage of these tools to help you be successful as you study.





Developing Your Study Skills



- Not getting the help they need when they need it
- Not going to class or taking good notes
- Not doing the readings required for the course
- Not doing the homework
- Waiting until the last minute to start studying



Know Your Learning Style

VARK Activity	Complete the online VARK Questionnaire , and complete one of the activities below to practice your preferred learning style. If you score high in more than one style, select more than one activity.	Your Scores
 V ISUAL	Make a flowchart to show how you will proceed <i>before</i> , <i>during</i> and <i>after</i> the next test in one of your most challenging classes. Personalize the chart to show exactly what you will actually do.	
 A URAL	Talk to yourself as you study for an upcoming exam that will challenge your test-taking knowledge and skills. Ask yourself questions that you predict will appear on the exam and answer them aloud.	
 R EAD/WRITE	Summarize all the information that will be covered in your next exam, into single-paragraph summaries or even single sentences. Include all major topics.	
 K INESTHETIC	Create a challenging practice test for an upcoming actual exam, and time yourself while taking it (to pretend the stress you will face during the exam).	

Your Learning Preference is: _____

Developing Your Study Skills



Control Your Learning



Your Toughest Class

Think about your most challenging class. Identify one key challenge you face and develop a step-by-step action plan to deal with this one challenge. For example, Joe's Calculus class is his most challenging. His action plan might look like this:

1. Reread the information provided on this worksheet to prepare for tests.
2. Meet with my professor to discuss my challenges in her class.
3. Show her this action plan, and ask for her suggestions.
4. Keep a journal of my progress to note improvement.
5. Meet with my professor 4 additional times this term.

NOW DO THE SAME FOR YOUR MOST CHALLENGING CLASS:

1. _____

2. _____

3. _____

4. _____

5. _____
